



OFFICIAL RESULTS
MEN'S B TIME TRIAL

Communiqué nr. **10A**

25/07/2014

Race distance : 22 km

Average Speed : **50.61** km/h

Rang	Bib	UCI Code	Name	Class	Country	Inter 1	Time	Gap
1	9	ESP19790119 ESP19850831	AVILA RODRIGUEZ , Ignacio FONT BERTOLI, Joan	MB	SPAIN	12:54.62	26:05.61	0.00
2	29	NED19791024 NED19870603	TER SCHURE , Vincent FRANSEN, Timo	MB	INDEPENDANT	12:46.83	26:13.01	+7.40
3	12	ESP19810316 ESP19891120	GONZALEZ GARCIA , Carlos MARTIN INFANTE, Noel	MB	SPAIN	12:59.84	26:19.61	+14.00
4	7	CAN19711209 CAN19730917	CHALIFOUR , Daniel CLOUTIER, Alexandre	MB	CANADA	13:03.43	26:24.78	+19.17
5	24	ITA19780701 ITA19740318	PIZZI , Ivano PIZZI, Lucca	MB	ITALY	13:09.77	26:38.44	+32.83
6	14	FIN19581130 FIN19820113	OLLANKETO , Jarmo MARTIKAINEN, Tommi	MB	FINLAND	13:10.11	26:40.28	+34.67
7	11	ESP19691219 ESP19780722	CLEMENTE SOLANO , Miguel Angel PEREZ SANCHEZ, Francisco	MB	INDEPENDANT	13:03.86	26:41.08	+35.47
8	23	ITA19790124 ITA19870913	BERSINI , Emanuele PANIZZA, Riccardo	MB	ITALY	13:04.34	26:41.23	+35.62
9	16	FRA19921209 FRA19760820	DEBEAUPUITS , Damien DHINNIN, Mickael	MB	FRANCE	13:03.00	26:41.86	+36.25
10	32	POL19821125 POL19840209	POLAK , Marcin LADOSZ, Michal	MB	POLAND	12:59.73	26:45.68	+40.07
11	4	AUS19780721 AUS19830413	FORMSTON , Matt CURRAN, Mick	MB	AUSTRALIA	13:09.54	27:00.95	+55.34
12	17	GBR19770824 GBR19841016	BATE , Steve DUGGLEBY, Adam	MB	GREAT BRITAIN	13:08.86	27:04.42	+58.81
13	27	NED19740907 NED19800716	OOST , Rinne COR, Van Leeuwen	MB	INDEPENDANT	13:22.93	27:09.33	+1:03.72
14	36	SVK19690717 SVK19820405	JANOVJAK , Vladislav MITOSINKA, Robert	MB	SLOVAKIA	13:25.59	27:19.19	+1:13.58
15	15	FRA19890917 FRA19811007	BEAUGILLET , Raphael HUTIN, Emmanuel	MB	INDEPENDANT	13:29.99	27:25.72	+1:20.11
16	37	USA19830919 USA19770520	RACHFAL , Clark SWANSON, David	MB	USA	13:32.27	27:28.47	+1:22.86
17	33	POL19710922 POL19750731	WEGNER , Przemyslaw CZOPEK, Piotr	MB	POLAND	13:32.11	27:31.98	+1:26.37
18	31	POL19710402 POL19731227	KOLODZIEJCZUK , Piotr KORC, Artur	MB	POLAND	13:36.81	27:48.86	+1:43.25
19	25	KOR19840417 KOR19760726	KIM , Jong-Giu CHUN, Daehong	MB	SOUTH KOREA	13:50.27	27:58.04	+1:52.43
20	35	RUS19780706 RUS19881128	NEKHOROSHEV , Nikolay ERMAKOV, Mikhail	MB	RUSSIA	13:49.51	28:06.34	+2:00.73
21	28	NED19661028 NED19760131	STELLEMAN , Alfred KLOMP, Aldo	MB	INDEPENDANT	13:19.36	28:08.48	+2:02.87
22	3	ARG19781020 ARG19770224	VILLALBA , Raul Cesar ROMERO, Ezequiel	MB	ARGENTINA	14:03.97	28:29.62	+2:24.01
23	2	ARG19760224 ARG19740712	RICATTI , Fernando LANGONI, Diego	MB	ARGENTINA	14:05.93	28:32.50	+2:26.89



OFFICIAL RESULTS
MEN'S B TIME TRIAL

25/07/2014

Race distance : 22 km


Communiqué nr. 10A

Average Speed : 50.61 km/h

Rang	Bib	UCI Code	Name	Class	Country	Inter 1	Time	Gap
24	18	GER19890708 GER19861012	KLEINWAECHTER , Timo MOHS, Erik	MB	GERMANY	13:54.05	28:38.09	+2:32.48
25	1	ARG19790212 ARG19921014	GOMEZ , Maximiliano CONRADO, Emanuel	MB	ARGENTINA	13:56.03	28:49.21	+2:43.60
26	5	AUT19950104 AUT19700601	BITZINGER , Patrick TENOR, Wolfgang	MB	AUSTRIA	14:07.28	28:54.36	+2:48.75
27	13	FIN19760101 FIN19780921	MAKINEN , Arttu TURUNEN, Aki	MB	FINLAND	14:31.85	29:11.32	+3:05.71
28	34	RUS19791016 RUS19911223	CHURILOV , Sergei MIKHALEV, Andrei	MB	RUSSIA	15:16.26	31:05.27	+4:59.66
29	22	ISR19751129 ISR19760525	RAVIV , Ami BEN-MORDECHAI, Yuval	MB	INDEPENDANT	15:35.18	31:40.54	+5:34.93
DNF	20	IRL19850318 IRL19740313	GORDON , Martin RADFORD, Dermot	MB	IRELAND	13:57.60		

Entries	Finished	DNF	DSQ	DNS	REC
30	29	1	0	0	0

DNF : Did not finish - DSQ : Disqualified - DNS : Did not start - REC : Reclassified





**OFFICIAL RESULTS
WOMEN'S B TIME TRIAL**

Communiqué nr. 11

25/07/2014

Race distance : 22 km

Average Speed : 45.21 km/h

Rang	Bib	UCI Code	Name	Class	Country	Inter 1	Time	Gap
1	354	GBR19880904	TURNHAM , Lora	WB	GREAT BRITAIN	14:12.90	29:12.60	0.00
2	357	JPN19810520	KANUMA , Yurie	WB	JAPAN	14:35.95	29:25.32	+12.72
3	362	POL19880601	PODKOSCIELNA , Iwona	WB	POLAND	14:51.32	30:25.44	+1:12.84
4	361	NED19790410	VAN DEUDEKOM , Odette	WB	INDEPENDANT	14:55.80	30:28.08	+1:15.48
5	352	ESP19690830	BENITEZ GUZMAN , Josefa	WB	SPAIN	15:10.00	30:34.10	+1:21.50
6	351	CAN19741117	RYAN , Shawna	WB	CANADA	15:05.66	30:47.84	+1:35.24
7	360	NED19941002	VAN BOMMEL , Anouk	WB	INDEPENDANT	15:13.72	30:58.06	+1:45.46
8	365	USA19750916	CHESHIRE , Shawn	WB	USA	15:02.29	31:00.51	+1:47.91
9	359	NED19810530	HAKKER , Joleen	WB	INDEPENDANT	15:17.00	31:06.75	+1:54.15
10	355	GRE19861001	CHALKIADAKI , Adamantia	WB	GREECE	15:54.12	32:19.53	+3:06.93
11	364	RUS19650525	POLUSHKINA , Emma	WB	RUSSIA	15:54.00	32:24.22	+3:11.62
12	363	RUS19800408	IAKOVLEVA , Praskovia	WB	RUSSIA	15:59.89	32:28.13	+3:15.53
13	353	ESP19741024	MIGUELEZ CUERVO , Ana Belen	WB	INDEPENDANT	16:46.67	33:59.35	+4:46.75

Entries	Finished	DNF	DSQ	DNS	REC
13	13	0	0	0	0

DNF : Did not finish - DSQ : Disqualified - DNS : Did not start - REC : Reclassified



OFFICIAL RESULTS
MEN'S C5 TIME TRIAL

25/07/2014

Race distance : 22 km

Communiqué nr. 12A

Average Speed : 47.03 km/h

Rang	Bib	UCI Code	Name	Class	Country	Inter 1	Time	Gap
1	175	ITA19940922	BOTOSSO , Elia	MC5	ITALY	13:51.30	28:04.70	0.00
2	177	NED19850211	ABRAHAM GEBRU , Daniel	MC5	INDEPENDANT	13:51.53	28:21.61	+16.91
3	154	AUT19721225	EIBECK , Wolfgang	MC5	AUSTRIA	13:49.63	28:24.31	+19.61
4	176	ITA19840108	TARLAO , Andrea	MC5	ITALY	14:02.34	28:26.98	+22.28
5	156	BRA19870625	CHAMAN , Lauro Cesar	MC5	BRAZIL	13:58.66	28:35.83	+31.13
6	151	AUS19890223	BRIDGWOOD , Kyle	MC5	AUSTRALIA	14:10.34	28:35.92	+31.22
7	152	AUS19950303	DONOHUE , Alistair	MC5	AUSTRALIA	14:00.68	28:41.52	+36.82
8	171	GBR19780903	GILDEA , Jonathan	MC5	GREAT BRITAIN	14:15.62	29:12.20	+1:07.50
9	174	ITA19760629	ADDESI , Pierpaolo	MC5	ITALY	14:17.55	29:12.87	+1:08.17
10	153	AUS19781214	GALLAGHER , Michael	MC5	AUSTRALIA	14:34.24	29:24.39	+1:19.69
11	179	UKR19870312	DEMENTYEV , Yehor	MC5	INDEPENDANT	15:15.00	29:34.91	+1:30.21
12	170	FRA19850114	SEVERI , Damien	MC5	INDEPENDANT	14:32.47	29:37.96	+1:33.26
13	157	BRA19730914	GOHR , Soelito	MC5	BRAZIL	14:25.31	29:41.56	+1:36.86
14	155	AUT19820207	HAGENAARS , Patrick	MC5	AUSTRIA	14:51.64	29:52.64	+1:47.94
15	159	COL19871203	JARAMILLO , Robinson	MC5	COLOMBIA	14:44.10	29:57.89	+1:53.19
16	162	CZE19780127	KAJNAR , Tomas	MC5	INDEPENDANT	14:42.08	30:12.89	+2:08.19
17	178	RUS19790107	KOMOTSKIY , Pavel	MC5	RUSSIA	14:45.24	30:14.79	+2:10.09
18	180	USA19831112	GYULAFIA , Mark	MC5	USA	14:46.41	30:19.84	+2:15.14
19	160	COL19921106	MATIZ RUIZ , Edwin Fabian	MC5	COLOMBIA	15:13.52	30:28.22	+2:23.52
20	168	FRA19800214	BALLATORE , Johan	MC5	INDEPENDANT	15:33.46	31:55.26	+3:50.56
21	163	ESP19751114	GARZON FERRERA , Rafael	MC5	INDEPENDANT	16:38.12	34:09.27	+6:04.57
22	173	GRE19630111	BARLAS , Panagiotis	MC5	GREECE	17:44.64	36:05.32	+8:00.62
23	167	ESP19790831	TXAKARTEGI AZAZETA , Joseba	MC5	INDEPENDANT	17:42.30	36:14.35	+8:09.65
DSQ	172	GBR19810318	GREEN , Craig	MC5	INDEPENDANT	16:02.99		

Entries	Finished	DNF	DSQ	DNS	REC
24	23	0	1	0	0

DNF : Did not finish - DSQ : Disqualified - DNS : Did not start - REC : Reclassified



OFFICIAL RESULTS
MEN'S C4 TIME TRIAL

25/07/2014

Race distance : 22 km

Communiqué nr. 13

Average Speed : 47.28 km/h

Rang	Bib	UCI Code	Name	Class	Country	Inter 1	Time	Gap
1	145	SVK19860908	METELKA , Jozef	MC4	SLOVAKIA	13:36.39	27:55.00	00:00:00
2	124	CZE19791230	BOUSKA , Jiri	MC4	INDEPENDANT	14:07.37	28:34.23	00:00:39
3	125	CZE19741016	JEZEK , Jiri	MC4	CZECH REPUBLIC	13:54.69	28:36.03	00:00:41
4	128	ESP19791215	NEIRA PEREZ , Cesar	MC4	SPAIN	14:13.91	28:57.16	00:01:02
5	144	RUS19861009	PUDOV , Sergey	MC4	RUSSIA	14:18.19	28:58.86	00:01:04
6	138	ITA19750628	FANTONI , Gianluca	MC4	ITALY	14:34.41	29:32.92	00:01:38
7	131	FRA19810113	CREPELIERE , Jeremy	MC4	FRANCE	14:30.67	29:35.40	00:01:40
8	126	ESP19780322	ALCAIDE GARCIA , Roberto	MC4	SPAIN	14:23.61	29:38.43	00:01:43
9	146	USA19860807	COPSEY , Jonathan	MC4	USA	14:34.69	29:41.21	00:01:46
10	130	FRA19760409	CALMON , David	MC4	FRANCE	14:46.79	29:59.45	00:02:04
11	135	GER19801115	SCHAFER , Thomas	MC4	GERMANY	14:39.31	30:00.50	00:02:06
12	122	COL19900517	DUENAS GOMEZ , Diego German	MC4	COLOMBIA	14:56.16	30:19.40	00:02:24
13	136	IRL19710711	TOWEY , Jerry	MC4	IRELAND	15:23.75	31:33.89	00:03:39
14	123	CRC19650202	SOLIS ZUNIGA , Leonel	MC4	COSTA RICA	15:29.63	31:47.48	00:03:52
15	140	LAT19690323	GAILISS , Oskars	MC4	LATVIA	15:09.00	31:50.73	00:03:56
16	142	NOR19840312	JAHN , Morten	MC4	NORWAY	15:30.01	32:01.41	00:04:06
17	137	ITA19910814	BORGNA , Davide	MC4	ITALY	15:31.23	33:02.66	00:05:08
18	129	ESP19740831	PRIETO HORTELANO , Guillermo	MC4	INDEPENDANT	15:31.77	33:30.70	00:05:36

Entries	Finished	DNF	DSQ	DNS	REC
18	18	0	0	0	0

DNF : Did not finish - DSQ : Disqualified - DNS : Did not start - REC : Reclassified



**OFFICIAL RESULTS
MEN'S C3 TIME TRIAL**

Communiqué nr. 14

25/07/2014

Race distance : 22 km

Average Speed : 43.81 km/h

Rang	Bib	UCI Code	Name	Class	Country	Inter 1	Time	Gap
1	115	RUS19820701	USTINOV , Sergey	MC3	RUSSIA	14:40.74	30:08.76	00:00:00
2	91	AUS19911201	NICHOLAS , David	MC3	AUSTRALIA	14:51.56	30:16.63	00:00:08
3	110	JPN19850117	FUJITA , Masaki	MC3	JAPAN	15:11.58	30:34.58	00:00:26
4	97	ESP19890804	SANTAS ASENSIO , Eduardo	MC3	SPAIN	15:07.17	30:36.42	00:00:28
5	114	RUS19760422	OBYDENNOV , Alexey	MC3	RUSSIA	15:12.93	30:45.02	00:00:36
6	108	ITA19931216	ANOBILE , Fabio	MC3	ITALY	15:14.99	30:45.52	00:00:37
7	102	GBR19770227	WADDON , Richard	MC3	GREAT BRITAIN	14:53.29	30:49.53	00:00:41
8	94	CAN19960521	SAMETZ , Michael	MC3	CANADA	15:00.89	30:50.14	00:00:41
9	113	RUS19880719	BATUKOV , Sergey	MC3	RUSSIA	15:03.04	30:50.96	00:00:42
10	119	NZL19760815	SHARP , Fraser	MC3	INDEPENDANT	15:03.01	31:06.65	00:00:58
11	112	NOR19740815	JOHANSEN , Glenn	MC3	NORWAY	15:18.77	31:09.40	00:01:01
12	101	GBR19800302	MCKEOWN , Shaun	MC3	GREAT BRITAIN	15:26.77	31:47.09	00:01:38
13	104	GER19850101	WARIAS , Steffen	MC3	GERMANY	15:38.50	31:50.88	00:01:42
14	111	KOR19780704	JIN , Yong Sik	MC3	SOUTH KOREA	15:58.99	32:29.46	00:02:21
15	116	SWE19770319	MARVIG , Henrik	MC3	SWEDEN	15:58.68	32:36.15	00:02:27
16	117	GER19710606	RUDNICKI , Andreas	MC3	INDEPENDANT	16:01.53	32:36.49	00:02:28
17	92	BEL19851226	SCHELFHOUT , Diedrick	MC3	BELGIUM	16:45.05	33:28.98	00:03:20
18	105	GER19820328	SCHINDLER , Matthias	MC3	INDEPENDANT	16:40.13	33:29.75	00:03:21
19	132	FRA19881029	GEORGE , Arnaud	MC3	INDEPENDANT	16:39.52	33:53.90	00:03:45
20	107	IRL19690310	SMYTH , Enda	MC3	IRELAND	16:39.77	34:02.99	00:03:54
21	99	FRA19840918	LAMBERT , Jerome	MC3	INDEPENDANT	15:44.29	34:10.93	00:04:02
22	100	GBR19700317	KENNY , Darren	MC3	INDEPENDANT	16:22.35	34:23.57	00:04:15
23	93	BRA19760825	SPIMPOLO , Jefferson	MC3	BRAZIL	16:51.46	34:28.30	00:04:20
24	118	GER19881213	KORBER , Manuel	MC3	INDEPENDANT	17:03.99	35:10.81	00:05:02
25	98	ESP19700706	UTRABO ALCON , Francisco Marino	MC3	INDEPENDANT	16:57.33	35:10.86	00:05:02
26	106	IRL19860417	BURNS , Christopher	MC3	IRELAND	17:30.44	36:19.71	00:06:11
27	96	ESP19670515	GRANADOS ALKORTA , Amador	MC3	INDEPENDANT	17:44.54	36:22.77	00:06:14
28	103	GER19630106	MEISSNER , Dirk	MC3	INDEPENDANT	17:58.96	37:16.30	00:07:08

Entries	Finished	DNF	DSQ	DNS	REC
28	28	0	0	0	0

DNF : Did not finish - DSQ : Disqualified - DNS : Did not start - REC : Reclassified



**OFFICIAL RESULTS
MEN'S C2 TIME TRIAL**

Communiqué nr. 15

25/07/2014

Race distance : 22 km

Average Speed : 42.26 km/h

Rang	Bib	UCI Code	Name	Class	Country	Inter 1	Time	Gap
1	67	ESP19830726	ECKHARD TIO , Maurice	MC2	SPAIN	15:16.93	31:14.95	0.00
2	78	RUS19821117	GILMUTDINOV , Arslan	MC2	RUSSIA	15:26.91	31:25.67	+10.72
3	64	CZE19930710	KOBLASA , Ivo	MC2	CZECH REPUBLIC	15:50.51	31:54.17	+39.22
4	69	FRA19750507	BAHIER , Stephane	MC2	FRANCE	15:47.70	32:03.40	+48.45
5	62	COL19700125	GALVIS BECERRA , Alvaro	MC2	COLOMBIA	15:55.34	32:20.07	+1:05.12
6	70	GBR19691019	PRICE , Simon Antony	MC2	GREAT BRITAIN	16:04.16	32:26.69	+1:11.74
7	65	CZE19650629	STARK , Michal	MC2	CZECH REPUBLIC	15:57.18	32:45.28	+1:30.33
8	76	PER19741206	HILARIO RIMAS , Israel	MC2	PERU	16:23.19	33:02.01	+1:47.06
9	63	CZE19930519	BENDA , Matej	MC2	CZECH REPUBLIC	16:35.71	33:21.58	+2:06.63
10	79	SUI19741117	BOLLIGER , Roger	MC2	SWITZERLAND	16:23.57	33:31.04	+2:16.09
11	75	NED19860323	VAN BUTSELAAR , Gijs	MC2	INDEPENDANT	16:43.95	33:41.90	+2:26.95
12	81	VEN19661021	GARRIDO MARQUEZ , Victor Hugo	MC2	VENEZUELA	16:35.59	34:15.81	+3:00.86
13	68	ESP19561224	GARCIA MARTINEZ , Antonio	MC2	SPAIN	16:52.71	34:31.38	+3:16.43
14	80	USA19820523	LISTER , William	MC2	USA	17:28.13	34:34.06	+3:19.11
15	61	BRA19860921	FRANCO NETO , Roberto	MC2	BRAZIL	16:46.84	34:36.58	+3:21.63
16	66	ESP19710831	ALVAREZ ATANES , Ramon	MC2	INDEPENDANT	16:59.91	35:00.43	+3:45.48
17	77	POR19791105	PINÃO , Telmo	MC2	PORTUGAL	18:25.16	36:34.55	+5:19.60
18	72	GHA19831231	ALEM , Mumuni	MC2	GHANA	20:33.87	41:51.48	+10:36.53
19	74	ITA19671216	TOPATIGH , Fabrizio	MC2	INDEPENDANT	20:52.39	41:58.97	+10:44.02

Entries	Finished	DNF	DSQ	DNS	REC
19	19	0	0	0	0

DNF : Did not finish - DSQ : Disqualified - DNS : Did not start - REC : Reclassified



**OFFICIAL RESULTS
MEN'S C1 TIME TRIAL**

Communiqué nr. 16

25/07/2014

Race distance : 22 km

Average Speed : 41.86 km/h

Rang	Bib	UCI Code	Name	Class	Country	Inter 1	Time	Gap
1	46	ESP19640327	MENDEZ FERNANDEZ , Juan Jose	MC1	SPAIN	15:26.00	31:32.56	0.00
2	48	GER19680123	TEUBER , Michael	MC1	GERMANY	15:46.99	32:16.22	+43.66
3	45	CAN19811210	ROSS , Wilson	MC1	CANADA	15:55.35	32:34.23	+1:01.67
4	51	USA19610317	KEY , Todd	MC1	USA	16:40.80	34:01.88	+2:29.32
5	49	ITA19700110	MASINI , Giancarlo	MC1	ITALY	16:40.47	34:02.99	+2:30.43
6	41	ARG19790103	LOPEZ , Rodrigo Fernando	MC1	ARGENTINA	16:44.16	34:32.76	+3:00.20
7	47	GER19880621	SENSKA , Pierre	MC1	GERMANY	16:52.82	34:35.37	+3:02.81
8	44	CAN19910513	MILLEY , Jaye	MC1	CANADA	16:58.53	35:14.53	+3:41.97
9	42	AUT19651030	SCHWAB , Georg	MC1	AUSTRIA	17:28.95	36:07.62	+4:35.06
10	43	AUT19680315	ZIRKL , Andreas	MC1	AUSTRIA	17:41.52	36:10.10	+4:37.54
11	50	ITA19930808	PUSATERI , Andrea	MC1	ITALY	19:13.87	39:29.42	+7:56.86

Entries	Finished	DNF	DSQ	DNS	REC
11	11	0	0	0	0

DNF : Did not finish - DSQ : Disqualified - DNS : Did not start - REC : Reclassified





OFFICIAL RESULTS
WOMEN'S C5 TIME TRIAL

25/07/2014

Race distance : 22 km


Communiqué nr. 17

Average Speed : 41.23 km/h

Rang	Bib	UCI Code	Name	Class	Country	Inter 1	Time	Gap
1	424	POL19800320	HARKOWSKA, Anna	WC5	POLAND	15:49.98	32:01.68	0.00
2	426	USA19880504	NEIMANAS, Greta	WC5	USA	15:51.70	32:23.51	+21.83
3	423	GER19720522	BRACHTENDORF, Kerstin	WC5	GERMANY	16:07.05	32:38.75	+37.07
4	425	USA19870218	HEINRICH, Samantha	WC5	USA	16:21.49	32:59.46	+57.78
5	421	ARG19860726	DELGADO, Mariela Analia	WC5	ARGENTINA	16:16.61	33:02.20	+1:00.52
6	422	CAN19610824	CLERMONT, Nicole	WC5	CANADA	16:15.29	33:03.72	+1:02.04
7	427	RSA19771010	SCHEEPERS, Vicky	WC5	SOUTH AFRICA	17:53.48	36:51.67	+4:49.99

Entries	Finished	DNF	DSQ	DNS	REC
7	7	0	0	0	0

DNF : Did not finish - DSQ : Disqualified - DNS : Did not start - REC : Reclassified





OFFICIAL RESULTS
WOMEN'S C4 TIME TRIAL

Communiqué nr. 18

25/07/2014


Race distance : 22 km

Average Speed : 38.77 km/h

Rang	Bib	UCI Code	Name	Class	Country	Inter 1	Time	Gap
1	409	USA19760329	MORELLI , Shawn	WC4	USA	16:54.61	34:03.72	0.00
2	401	AUS19870702	GREEN , Alexandra	WC4	AUSTRALIA	16:49.98	34:09.84	+6.12
3	403	AUS19670530	POWELL , Susan	WC4	AUSTRALIA	16:49.75	34:24.53	+20.81
4	402	AUS19870731	MACDOUGALL , Hannah	WC4	AUSTRALIA	17:20.14	34:39.83	+36.11
5	404	CAN19831002	MOLNAR , Marie-Claude	WC4	CANADA	17:06.61	36:11.39	+2:07.67
6	406	GER19920911	EGGERT , Raphaela	WC4	INDEPENDANT	18:32.60	37:23.94	+3:20.22
7	407	ITA19690602	AMICI , Alessandra	WC4	ITALY	18:41.56	37:57.00	+3:53.28
8	405	FRA19861009	ALENCON , Kattel	WC4	INDEPENDANT	19:32.98	39:47.14	+5:43.42

Entries	Finished	DNF	DSQ	DNS	REC
8	8	0	0	0	0

DNF : Did not finish - DSQ : Disqualified - DNS : Did not start - REC : Reclassified





**OFFICIAL RESULTS
MEN'S H5 TIME TRIAL**

Communiqué nr. 19

25/07/2014

Race distance : 22 km

Average Speed : 40.93 km/h

Rang	Bib	UCI Code	Name	Class	Country	Inter 1	Time	Gap
1	309	NED19780810	DE VRIES , Tim	MH5	INDEPENDANT	15:50.62	32:15.55	0.00
2	301	AUS19700613	TRIPP , Stuart	MH5	AUSTRALIA	15:49.37	32:55.42	+39.87
3	308	ITA19661023	ZANARDI , Alessandro	MH5	ITALY	16:20.69	33:25.51	+1:09.96
4	313	RSA19730404	VAN DYK , Ernst	MH5	SOUTH AFRICA	16:38.37	33:35.20	+1:19.65
5	311	NED19571228	REEKERS , Johan	MH5	INDEPENDANT	17:10.99	34:58.47	+2:42.92
6	314	USA19800517	CNOSEN , Daniel	MH5	USA	17:14.67	35:11.96	+2:56.41
7	312	POR19730610	COSTA , Luis Miguel	MH5	PORTUGAL	17:00.06	35:20.15	+3:04.60
8	305	ESP19630725	ARZO DIAGO , Jose Vicente	MH5	INDEPENDANT	18:08.06	36:57.44	+4:41.89
9	304	COL19791111	VARON LOPEZ , Leonardo Favio	MH5	COLOMBIA	18:22.60	37:40.28	+5:24.73
10	307	ITA19820329	COLOMBARI , Diego	MH5	INDEPENDANT	19:08.61	39:32.40	+7:16.85
11	306	ESP19731012	TAMARIT SOTOMAYOR , Francisco	MH5	INDEPENDANT	19:15.11	39:38.09	+7:22.54
12	303	COL19900124	MINAS , Sergio	MH5	COLOMBIA	22:08.85	46:01.96	+13:46.41
DNS	315	USA19751202	SANCHEZ , Oscar	MH5	INDEPENDANT			

Entries	Finished	DNF	DSQ	DNS	REC
13	12	0	0	1	0

DNF : Did not finish - DSQ : Disqualified - DNS : Did not start - REC : Reclassified



OFFICIAL RESULTS
MEN'S H4 TIME TRIAL

25/07/2014

Race distance : 22 km

Communiqué nr. 20

Average Speed : 42.04 km/h

Rang	Bib	UCI Code	Name	Class	Country	Inter 1	Time	Gap
1	263	AUT19810812	FRUEHWIRTH, Thomas	MH4	AUSTRIA	15:09.41	31:24.10	0.00
2	284	POL19741209	WILK, Rafal	MH4	POLAND	15:26.67	31:34.24	+10.14
3	262	AUS19740927	BARLEY, Nigel	MH4	AUSTRALIA	15:36.27	32:05.09	+40.99
4	276	GER19820527	GABRIEL, Patrick	MH4	INDEPENDANT	16:00.34	32:31.06	+1:06.96
5	278	GER19770812	MERKLEIN, Vico	MH4	GERMANY	16:00.92	32:34.64	+1:10.54
6	274	FRA19650923	JEANNOT, Joel	MH4	FRANCE	15:58.67	32:37.28	+1:13.18
7	279	ITA19710731	ACHENZA, Giovanni	MH4	INDEPENDANT	16:01.31	32:43.43	+1:19.33
8	277	GER19640317	JEFFRE, Bernd	MH4	GERMANY	15:58.56	32:43.45	+1:19.35
9	269	ESP19780423	BERCHESI MANZIONE, Martin	MH4	SPAIN	16:21.05	33:20.02	+1:55.92
10	268	DEN19800908	CHRISTIANSEN, Kim Kluver	MH4	DENMARK	16:17.56	33:21.07	+1:56.97
11	281	POL19810205	GIERA, Krystian	MH4	POLAND	16:06.81	33:31.90	+2:07.80
12	265	AUT19670712	STERNATH, Elmar	MH4	INDEPENDANT	16:46.25	33:37.05	+2:12.95
13	288	USA19770422	DAVIS, Thomas	MH4	USA	16:16.21	33:55.99	+2:31.89
14	271	FRA19901123	BOSREDON, Mathieu	MH4	FRANCE	16:42.16	33:59.27	+2:35.17
15	261	AUS19800724	ALLEN, Grant	MH4	AUSTRALIA	16:40.38	34:08.29	+2:44.19
16	264	AUT19820507	GRITSCH, Alexander	MH4	AUSTRIA	16:36.26	34:16.82	+2:52.72
17	283	POL19570709	WANDACHOWICZ, Zbigniew	MH4	POLAND	16:46.45	34:37.78	+3:13.68
18	273	FRA19730806	ERNOULD, David	MH4	INDEPENDANT	16:44.75	34:37.90	+3:13.80
19	282	POL19750621	SKRZYPINSKI, Arkadiusz	MH4	POLAND	16:49.96	34:52.15	+3:28.05
20	275	GBR19860708	ALLDIS, Brian	MH4	GREAT BRITAIN	16:51.31	34:58.27	+3:34.17
21	266	BEL19870215	VAN DE STEENE, Jonas	MH4	INDEPENDANT	17:16.35	35:51.29	+4:27.19
22	286	SUI19760226	LIBANORE, Athos	MH4	SWITZERLAND	17:19.41	35:52.03	+4:27.93
23	287	SWE19751016	MALMBERG, Peter	MH4	SWEDEN	17:37.41	36:09.59	+4:45.49
24	267	BEL19800416	VANHAVERBEKE, Stefaan	MH4	INDEPENDANT	18:21.47	37:00.17	+5:36.07
25	280	KOR19740602	LEE, In Jea	MH4	SOUTH KOREA	18:11.28	37:29.02	+6:04.92
26	285	POR19791017	SOBREIRO, Andre	MH4	PORTUGAL	17:55.19	37:31.85	+6:07.75
27	270	ESP19721021	YANGUEZ SANTALLA, Vicente	MH4	INDEPENDANT	20:03.51	40:50.45	+9:26.35

Entries	Finished	DNF	DSQ	DNS	REC
27	27	0	0	0	0

DNF : Did not finish - DSQ : Disqualified - DNS : Did not start - REC : Reclassified



OFFICIAL RESULTS
WOMEN'S C3 TIME TRIAL

25/07/2014

Race distance : 11 km

Communiqué nr. 21

Average Speed : 39.40 km/h

Rang	Bib	UCI Code	Name	Class	Country	Time	Gap
1	393	USA19760504	WHITMORE CARDENAS, Jamie	WC3	USA	16:45.51	0.00
2	391	GER19851109	SCHINDLER, Denise	WC3	GERMANY	17:02.04	+16.53

Entries	Finished	DNF	DSQ	DNS	REC
2	2	0	0	0	0

DNF : Did not finish - DSQ : Disqualified - DNS : Did not start - REC : Reclassified





OFFICIAL RESULTS
WOMEN'S C2 TIME TRIAL
25/07/2014

Communiqué nr. 22


Race distance : 11 km

Average Speed : 37.57 km/h

Rang	Bib	UCI Code	Name	Class	Country	Time	Gap
1	382	ESP19780402	ACINAS PONCELAS, Raquel	WC2	SPAIN	17:34.34	0.00
2	387	USA19840512	JONES, Allison	WC2	USA	17:40.13	+5.79
3	385	GER19760615	MARZINKE, Yvonne	WC2	INDEPENDANT	18:54.43	+1:20.09
4	383	ESP19720828	CAZALLA CASAS, Elisa	WC2	INDEPENDANT	21:42.38	+4:08.04
5	384	ESP19750613	MATEO URIARTE, Raquel	WC2	INDEPENDANT	21:56.73	+4:22.39
6	381	ARG19860404	OTERO, Cristina Liliana	WC2	ARGENTINA	22:14.01	+4:39.67
7	388	NED19851216	VAN DER MEER, Annika	WC2	INDEPENDANT	23:47.64	+6:13.30
8	386	JPN19941031	FUJII, Miho	WC2	JAPAN	28:53.98	+11:19.64

Entries	Finished	DNF	DSQ	DNS	REC
8	8	0	0	0	0

DNF : Did not finish - DSQ : Disqualified - DNS : Did not start - REC : Reclassified





OFFICIAL RESULTS
WOMEN'S H5 TIME TRIAL

25/07/2014

Race distance : 11 km

Communiqué nr. 23

Average Speed : 35.55 km/h

Rang	Bib	UCI Code	Name	Class	Country	Time	Gap
1	471	GER19710321	ESKAU, Andrea	WH5	GERMANY	18:34.77	0.00
2	472	SWE19670116	ENFOT, Jessica	WH5	SWEDEN	22:03.98	+3:29.21

Entries	Finished	DNF	DSQ	DNS	REC
2	2	0	0	0	0

DNF : Did not finish - DSQ : Disqualified - DNS : Did not start - REC : Reclassified





OFFICIAL RESULTS
WOMEN'S H4 TIME TRIAL

25/07/2014

Race distance : 11 km


Communiqué nr. 24

Average Speed : 36.77 km/h

Rang	Bib	UCI Code	Name	Class	Country	Time	Gap
1	465	KOR19720109	LEE, Doyeon	WH4	SOUTH KOREA	17:57.31	0.00
2	464	GER19870821	REPPE, Christiane	WH4	INDEPENDANT	18:16.89	+19.58
3	467	RUS19830604	MOSHKOVICH, Svetlana	WH4	RUSSIA	18:27.57	+30.26
4	466	SUI19691209	GRAF, Sandra	WH4	SWITZERLAND	18:45.48	+48.17
5	463	GER19730111	PAN, Silke	WH4	INDEPENDANT	20:08.13	+2:10.82
6	468	GBR19650112	MCTERNAN, Elizabeth	WH4	INDEPENDANT	22:06.14	+4:08.83
7	462	ESP19820730	MORAL PEDRERO, Eva Maria	WH4	INDEPENDANT	23:53.44	+5:56.13
8	461	ESP19940821	BASTERRA OLAGUENAGA, Ione	WH4	INDEPENDANT	30:32.30	+12:34.99

Entries	Finished	DNF	DSQ	DNS	REC
8	8	0	0	0	0

DNF : Did not finish - DSQ : Disqualified - DNS : Did not start - REC : Reclassified





OFFICIAL RESULTS
MEN'S H3 TIME TRIAL
25/07/2014

Communiqué nr. 25

Race distance : 11 km

Average Speed : 42.54 km/h

Rang	Bib	UCI Code	Name	Class	Country	Time	Gap
1	251	USA19710414	LACHENAUER, William	MH3	USA	15:31.93	0.00
2	241	ITA19730603	PODESTA, Vittorio	MH3	ITALY	15:40.32	+8.39
3	248	RSA19670203	MC CREADIE, Stuart	MH3	SOUTH AFRICA	15:45.97	+14.04
4	221	AUT19690512	ABLINGER, Walter	MH3	AUSTRIA	15:50.01	+18.08
5	250	SUI19580128	FREI, Heinz	MH3	SWITZERLAND	15:51.11	+19.18
6	252	USA19710924	UPDIKE, Matthew	MH3	INDEPENDANT	15:54.00	+22.07
7	249	SUI19600712	BERSET, Jean-Marc	MH3	SWITZERLAND	16:17.45	+45.52
8	226	CAN19820411	MOREAU, Charles	MH3	CANADA	16:26.89	+54.96
9	225	CAN19760229	BEGGS, Mark	MH3	CANADA	16:33.78	+1:01.85
10	234	FRA19740909	FRANEK, David	MH3	FRANCE	16:53.89	+1:21.96
11	238	GER19640809	WEBER, Max	MH3	INDEPENDANT	16:56.42	+1:24.49
12	223	BEL19811117	DEBERG, Jean Francois	MH3	BELGIUM	17:01.54	+1:29.61
13	222	AUT19620806	HORMANN, Harald	MH3	AUSTRIA	17:02.23	+1:30.30
14	240	ITA19750223	DI BARI, Saverio	MH3	INDEPENDANT	17:05.64	+1:33.71
15	242	ITA19730208	SETTE, Pantaleo	MH3	ITALY	17:16.23	+1:44.30
16	235	FRA19680614	NARCE, Ludovic	MH3	FRANCE	17:24.49	+1:52.56
17	243	KOR19621029	JUNG, Suhwan	MH3	SOUTH KOREA	17:35.57	+2:03.64
18	232	ESP19790502	RUIZ MORENO, Alfonso	MH3	INDEPENDANT	17:38.05	+2:06.12
19	244	KOR19751130	KIM, Yong ki	MH3	SOUTH KOREA	17:42.62	+2:10.69
20	224	CAN19901015	HYNDMAN, Alex	MH3	CANADA	17:45.04	+2:13.11
21	245	NOR19720506	SLETTEN, Øivind	MH3	NORWAY	17:56.44	+2:24.51
22	233	FIN19730501	PELTOPURO, Jani	MH3	FINLAND	18:01.99	+2:30.06
23	231	ESP19790720	ROTARU CHIRILA, Victor	MH3	INDEPENDANT	18:13.02	+2:41.09
24	237	FRA19910530	TESSON, Vincent	MH3	INDEPENDANT	18:29.44	+2:57.51
25	228	ESP19750724	BAENA ONATE, Marco Antonio	MH3	INDEPENDANT	18:49.24	+3:17.31
26	247	POR19870626	VENDA, Andre Filipe Narciso	MH3	PORTUGAL	18:57.28	+3:25.35
27	246	POL19690319	NOWICKI, Robert	MH3	POLAND	19:38.15	+4:06.22
28	239	IRL19690122	SLEVIN, Declan	MH3	IRELAND	19:48.30	+4:16.37
29	253	NED19650118	VAN DER HEIJDEN, Johannes	MH3	INDEPENDANT	23:37.91	+8:05.98

Entries	Finished	DNF	DSQ	DNS	REC
29	29	0	0	0	0

DNF : Did not finish - DSQ : Disqualified - DNS : Did not start - REC : Reclassified



OFFICIAL RESULTS
MEN'S H2 TIME TRIAL

25/07/2014

Race distance : 11 km

Communiqué nr. 26

Average Speed : 37.04 km/h

Rang	Bib	UCI Code	Name	Class	Country	Time	Gap
1	216	USA19740311	GROULX , William	MH2	USA	17:49.03	0.00
2	212	ITA19710503	MAZZONE , Luca	MH2	ITALY	17:50.45	+1.42
3	210	ISR19760525	LION , Yaakov	MH2	ISRAEL	19:26.86	+1:37.83
4	202	BEL19650218	HINDRICQ , Christophe	MH2	BELGIUM	19:29.11	+1:40.08
5	201	AUT19591008	SCHATTAUER , Wolfgang	MH2	AUSTRIA	20:28.90	+2:39.87
6	206	FRA19740601	CECILLON , Rodolph	MH2	FRANCE	20:34.31	+2:45.28
7	214	SUI19891109	FANKHAUSER , Tobias	MH2	SWITZERLAND	20:36.65	+2:47.62
8	203	CAN19650901	LABBE , Robert	MH2	CANADA	21:29.01	+3:39.98
9	205	ESP19751217	URBANO LOZANO , Andres	MH2	INDEPENDANT	21:41.89	+3:52.86
10	208	GER19920118	FRANKOWSKI , Mariusz	MH2	INDEPENDANT	22:24.07	+4:35.04
11	204	CZE19760229	FOLTYN , Pavel	MH2	CZECH REPUBLIC	23:50.60	+6:01.57
12	209	GRE19740819	NIKOU , Evangelos	MH2	GREECE	24:21.80	+6:32.77
13	215	SWE19851017	BÄCKMAN , Anders	MH2	SWEDEN	24:33.13	+6:44.10
14	211	ITA19750126	GIOZET , Davide	MH2	INDEPENDANT	26:21.98	+8:32.95
15	207	FRA19560808	QUITTET , Alain	MH2	INDEPENDANT	27:42.04	+9:53.01

Entries	Finished	DNF	DSQ	DNS	REC
15	15	0	0	0	0

DNF : Did not finish - DSQ : Disqualified - DNS : Did not start - REC : Reclassified



OFFICIAL RESULTS
WOMEN'S H3 TIME TRIAL
25/07/2014

Communiqué nr. 27


Race distance : 11 km

Average Speed : 35.55 km/h

Rang	Bib	UCI Code	Name	Class	Country	Time	Gap
1	451	USA19690212	BRELSFORD DANA, Alicia	WH3	USA	18:34.29	0.00
2	448	POL19810428	KALUZA, Renata	WH3	POLAND	18:42.31	+8.02
3	443	GBR19710625	DARKE, Karen	WH3	GREAT BRITAIN	18:57.17	+22.88
4	446	ITA19781209	FENOCCHIO, Francesca	WH3	ITALY	20:01.06	+1:26.77
5	449	RUS19780714	YANUTO, Natalia	WH3	RUSSIA	20:03.10	+1:28.81
6	450	SVK19630323	OROSZOVA, Anna	WH3	SLOVAKIA	20:06.43	+1:32.14
7	447	KOR19720804	LEE, Seung Mi	WH3	SOUTH KOREA	22:32.98	+3:58.69
8	442	CAN19930711	ADAM, Myriam	WH3	CANADA	22:36.74	+4:02.45
9	445	GRE19740214	KOROKIDA, Dimitra	WH3	GREECE	30:08.03	+11:33.74

Entries	Finished	DNF	DSQ	DNS	REC
9	9	0	0	0	0

DNF : Did not finish - DSQ : Disqualified - DNS : Did not start - REC : Reclassified





OFFICIAL RESULTS
WOMEN'S H2 TIME TRIAL

25/07/2014

Race distance : 11 km

Communiqué nr. 28

Average Speed : 25.21 km/h

Rang	Bib	UCI Code	Name	Class	Country	Time	Gap
1	432	RSA19710520	ASHER, Justine	WH2	SOUTH AFRICA	26:11.77	0.00
2	431	BRA19711001	GONÇALVES, Gilmara Sol Do Rosario	WH2	INDEPENDANT	31:11.01	+4:59.24

Entries	Finished	DNF	DSQ	DNS	REC
2	2	0	0	0	0

DNF : Did not finish - DSQ : Disqualified - DNS : Did not start - REC : Reclassified





OFFICIAL RESULTS
MEN'S H1 TIME TRIAL

25/07/2014

Race distance : 11 km

Communiqué nr. 29

Average Speed : 23.12 km/h

Rang	Bib	UCI Code	Name	Class	Country	Time	Gap
1	193	FIN19680319	SOPANEN, Harri	MH1	FINLAND	28:33.65	0.00
2	192	FIN19750420	POLVI, Teppo	MH1	FINLAND	28:38.04	+4.39
3	191	CZE19930626	JAHODA, Patrik	MH1	CZECH REPUBLIC	29:10.55	+36.90
4	195	POL19900430	MIKOLAJCZYK, Rafal	MH1	POLAND	33:17.17	+4:43.52
5	194	FRA19750313	LALLOZ, Julien	MH1	INDEPENDANT	34:01.01	+5:27.36

Entries	Finished	DNF	DSQ	DNS	REC
5	5	0	0	0	0

DNF : Did not finish - DSQ : Disqualified - DNS : Did not start - REC : Reclassified





OFFICIAL RESULTS
MEN'S T2 TIME TRIAL

25/07/2014

Race distance : 11 km

Communiqué nr. 30

Average Speed : 38.19 km/h

Rang	Bib	UCI Code	Name	Class	Country	Time	Gap
1	340	GER19580524	DURST , Hans-Peter	MT2	GERMANY	17:17.46	0.00
2	347	USA19740205	PEACE , Steven	MT2	USA	18:01.10	+43.64
3	339	GBR19810430	STONE , David	MT2	GREAT BRITAIN	18:16.73	+59.27
4	342	ITA19760928	FARRONI , Giorgio	MT2	ITALY	19:00.02	+1:42.56
5	343	ITA19590221	RAGGINO , Livio	MT2	ITALY	19:08.25	+1:50.79
6	345	RSA19911213	FUCHS , Goldy	MT2	SOUTH AFRICA	19:13.10	+1:55.64
7	335	FRA19660608	CARON , Herve	MT2	INDEPENDANT	19:14.53	+1:57.07
8	334	CZE19860804	VONDRACEK , David	MT2	CZECH REPUBLIC	19:21.26	+2:03.80
9	336	FRA19711030	CASSOULAT , Pierre	MT2	INDEPENDANT	19:59.05	+2:41.59
10	332	COL19841212	AYALA AYALA , Nestor	MT2	COLOMBIA	20:42.90	+3:25.44
11	331	BEL19741114	BLAISE , Raphael	MT2	INDEPENDANT	20:58.26	+3:40.80
12	333	CZE19740520	VOKURKA , Vaclav	MT2	INDEPENDANT	21:41.59	+4:24.13
13	346	RUS19860413	SEMOCHKIN , Sergey	MT2	RUSSIA	22:39.64	+5:22.18
14	341	GRE19711031	BORAS , Panagiotis	MT2	GREECE	22:56.16	+5:38.70
15	344	ROU19970701	MATICAN , Theodor	MT2	ROMANIA	23:13.72	+5:56.26
16	337	FRA19930505	GESLOT , David	MT2	INDEPENDANT	23:45.58	+6:28.12

Entries	Finished	DNF	DSQ	DNS	REC
16	16	0	0	0	0

DNF : Did not finish - DSQ : Disqualified - DNS : Did not start - REC : Reclassified



OFFICIAL RESULTS
WOMEN'S T2 TIME TRIAL

25/07/2014

Race distance : 11 km


Communiqué nr. 31

Average Speed : 35.48 km/h

Rang	Bib	UCI Code	Name	Class	Country	Time	Gap
1	491	AUS19610806	COOKE, Carol	WT2	AUSTRALIA	18:36.56	0.00
2	492	CAN19790619	CROTEAU, Marie-Eve	WT2	CANADA	20:06.75	+1:30.19
3	495	RSA19900304	CARINUS, Madre	WT2	SOUTH AFRICA	23:29.35	+4:52.79
4	496	RUS19830723	SIBAGATOVA, Yulia	WT2	RUSSIA	24:28.55	+5:51.99
5	497	USA19580105	HOPE, Beth	WT2	INDEPENDANT	25:57.46	+7:20.90
6	493	CZE19790915	EKRTOVA, Lada	WT2	INDEPENDANT	27:14.19	+8:37.63
7	494	FRA19910925	BARONCE, Melissa	WT2	INDEPENDANT	29:36.49	+10:59.93

Entries	Finished	DNF	DSQ	DNS	REC
7	7	0	0	0	0

DNF : Did not finish - DSQ : Disqualified - DNS : Did not start - REC : Reclassified





OFFICIAL RESULTS
MEN'S T1 TIME TRIAL

Communiqué nr. 32

25/07/2014

Race distance : 11 km

Average Speed : 30.44 km/h

Rang	Bib	UCI Code	Name	Class	Country	Time	Gap
1	324	FRA19890616	AUBAGUE, Quentin	MT1	FRANCE	21:41.40	0.00
2	321	CZE19910930	HINDR, Jiri	MT1	CZECH REPUBLIC	23:22.47	+1:41.07
3	323	ESP19760717	OROZA FLORES, Aitor	MT1	SPAIN	25:05.14	+3:23.74
4	326	SWE19880306	NILSSON, Rickard	MT1	SWEDEN	25:20.61	+3:39.21
5	322	ESP19960422	GARCIA ABELLA, Gonzalo	MT1	INDEPENDANT	25:34.39	+3:52.99
6	325	FRA19740516	NETTO, Franck	MT1	INDEPENDANT	26:14.72	+4:33.32

Entries	Finished	DNF	DSQ	DNS	REC
6	6	0	0	0	0

DNF : Did not finish - DSQ : Disqualified - DNS : Did not start - REC : Reclassified





OFFICIAL RESULTS
WOMEN'S T1 TIME TRIAL

25/07/2014

Race distance : 11 km

Communiqué nr. 33

Average Speed : 26.67 km/h

Rang	Bib	UCI Code	Name	Class	Country	Time	Gap
1	481	CAN19681031	GAUTIER, Shelley	WT1	CANADA	24:45.87	0.00
2	484	RUS19800522	PEROVA, Svetlana	WT1	RUSSIA	30:37.50	+5:51.63
3	485	SVK19921105	MATICKOVA, Simona	WT1	SLOVAKIA	34:50.36	+10:04.49
4	482	CZE19890714	KOLINSKA, Iveta	WT1	INDEPENDANT	41:24.15	+16:38.28

Entries	Finished	DNF	DSQ	DNS	REC
4	4	0	0	0	0

DNF : Did not finish - DSQ : Disqualified - DNS : Did not start - REC : Reclassified

